

Signify Classified - Internal  
Cooper Lighting Solutions Photometric Lab  
1121 Highway 74 South  
Peachtree City, GA 30269



Scaled data based on original data using  
LM-79-08 Approved Method: Electrical and Photometric Measurements of Solid-  
State Lighting Products

Test Report Prepared for  
Cooper Lighting Solutions  
(formerly Eaton)

Brand: INVUE

Report Number: P868502

Luminaire Tested: **EMM2-HTN-SA1B-740-U-T2U-HSS**

Issue Date: 08/22/2024



**Test Information**

Test Method: LM-79-08  
Report Number: P868502  
Test Lab: INNOVATION CENTER(G3)  
Issue Date: 08/22/2024  
Manufacturer: COOPER LIGHTING SOLUTIONS (FORMERLY EATON)  
Product Line: INVUE  
Catalog Number: EMM2-HTN-SA1B-740-U-T2U-HSS  
Description: EPIC MODERN TALL HOUSING DISCRETE LED ARRAYS 60W 70CRI 4000K  
FIXTURE w/ TYPE II URBAN DISTRIBUTION OPTIC AND HOUSE SIDE SHIELD  
Light Source: (10) 4000K CCT, 70 CRI LEDS  
Ballast/Driver: ELECTRONIC DRIVER

**Summary**

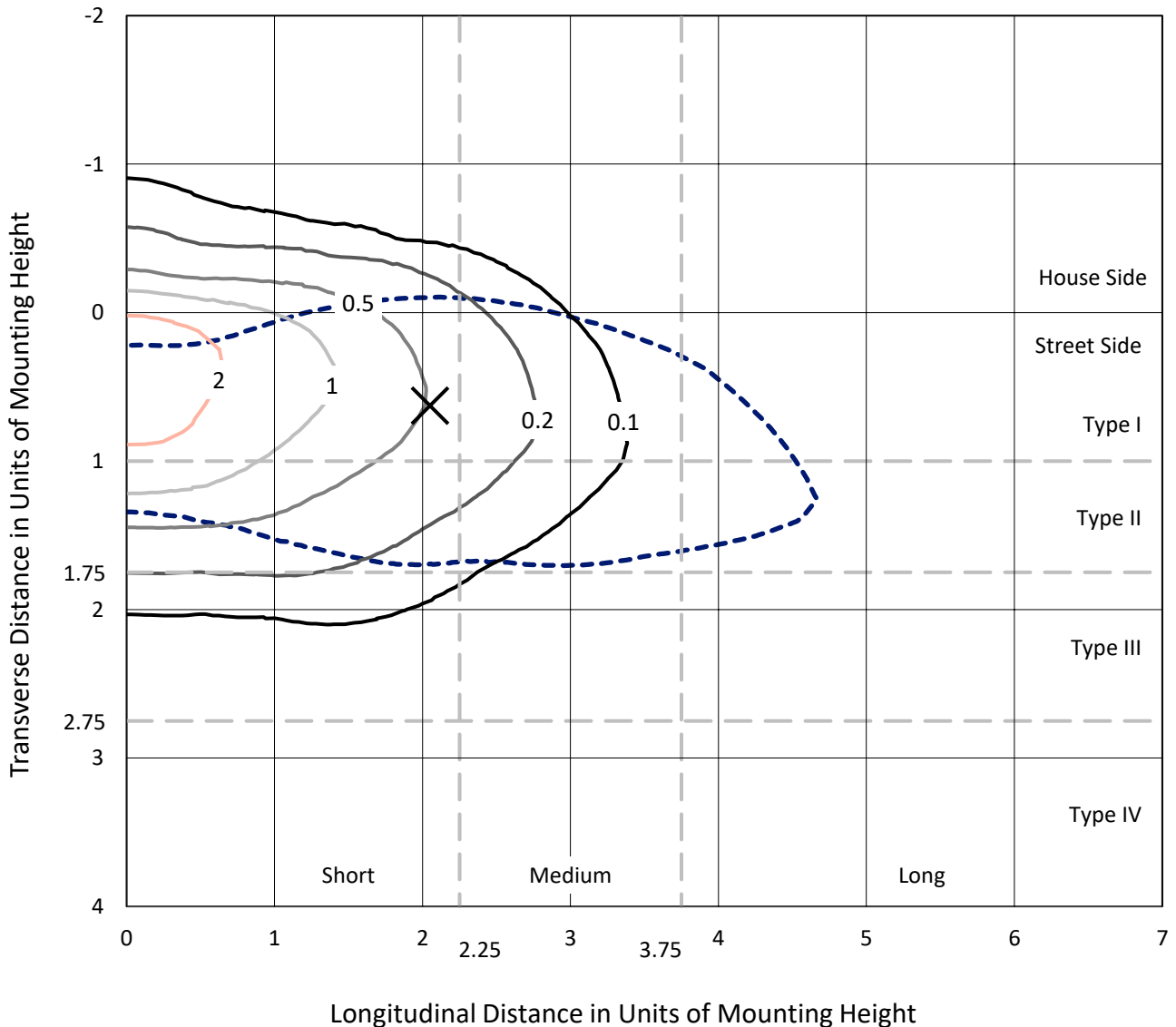
Lumens per Lamp: N/A  
Luminaire Lumens: 4239.1 lumens  
Efficiency: N/A  
Efficacy: 96.3 lumens/watt  
Luminous Opening: Rectangular (W 0.33' x L: 0.33' x H: 0')  
IES Classification: Type II - Short  
BUG Rating: B1 - U0 - G1

Input Watts (W): 44  
Input Voltage (V): 120  
Input Current (A<sub>in</sub>): NR  
Voltage Rise (V): NR  
Power Factor: 0.99  
Total Harmonic Distortion (THDi): 6.91%  
Frequency (hertz): 60  
Stabilization Time: NR  
Operation Time: NR  
Ambient Temperature (°C): NR  
Test Distance: 24 FT

REPORT NUMBER: P868502  
 CATALOG NUMBER: EMM2-HTN-SA1B-740-U-T2U-HSS

### Iso-Footcandle Lines of Horizontal Illumination

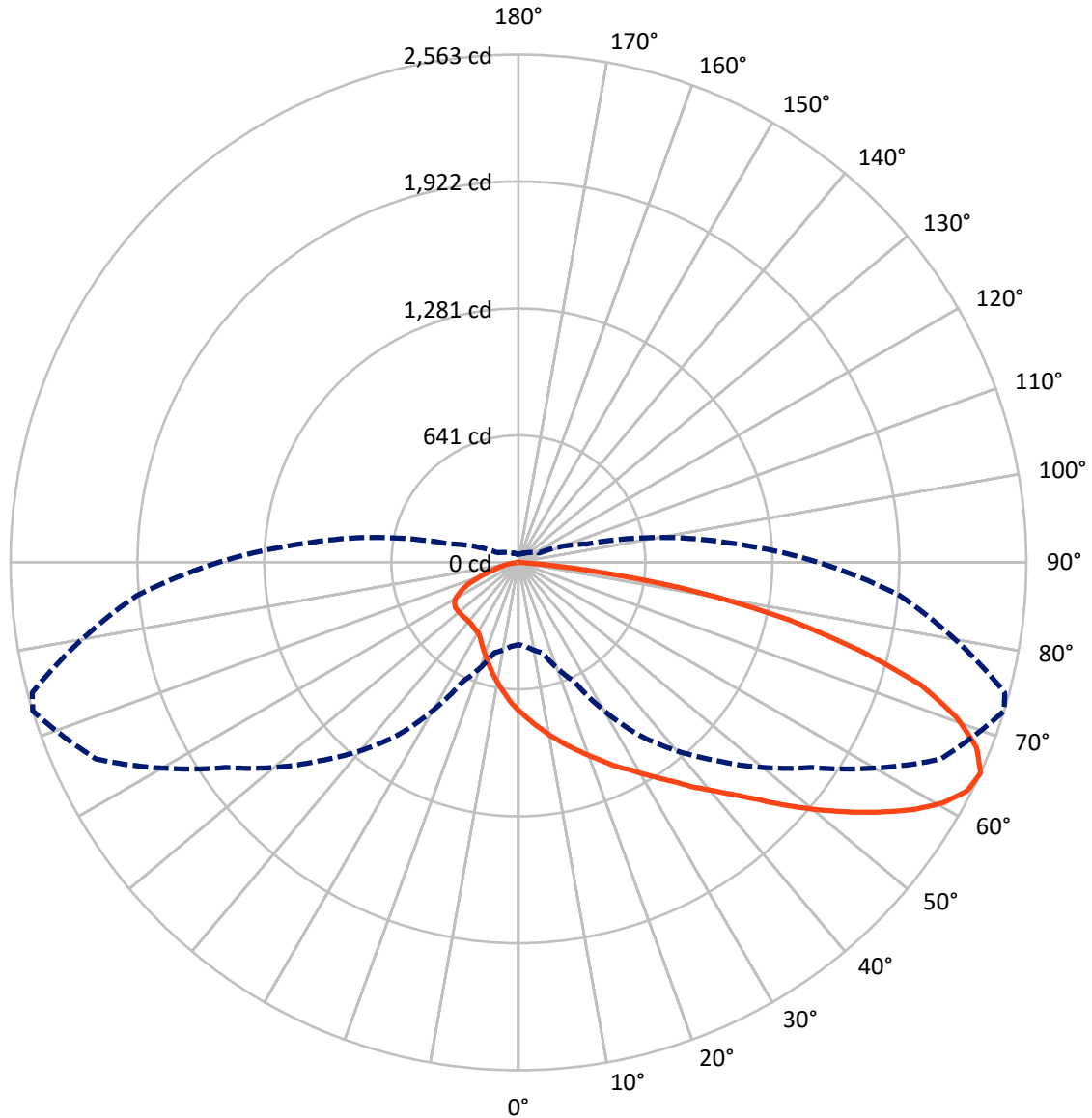
× Max cd  
 - - - 1/2 Max cd



Based on 20 foot mounting height. Maximum calculated value = 3 fc  
 Type II - Short - N/A

REPORT NUMBER: P868502  
CATALOG NUMBER: EMM2-HTN-SA1B-740-U-T2U-HSS

### Luminous Intensity Polar Plot



— Vertical Plane Through 73-Deg Lateral      - - - Horizontal Cone Through 65-Deg Vertical

REPORT NUMBER: P868502

CATALOG NUMBER: EMM2-HTN-SA1B-740-U-T2U-HSS

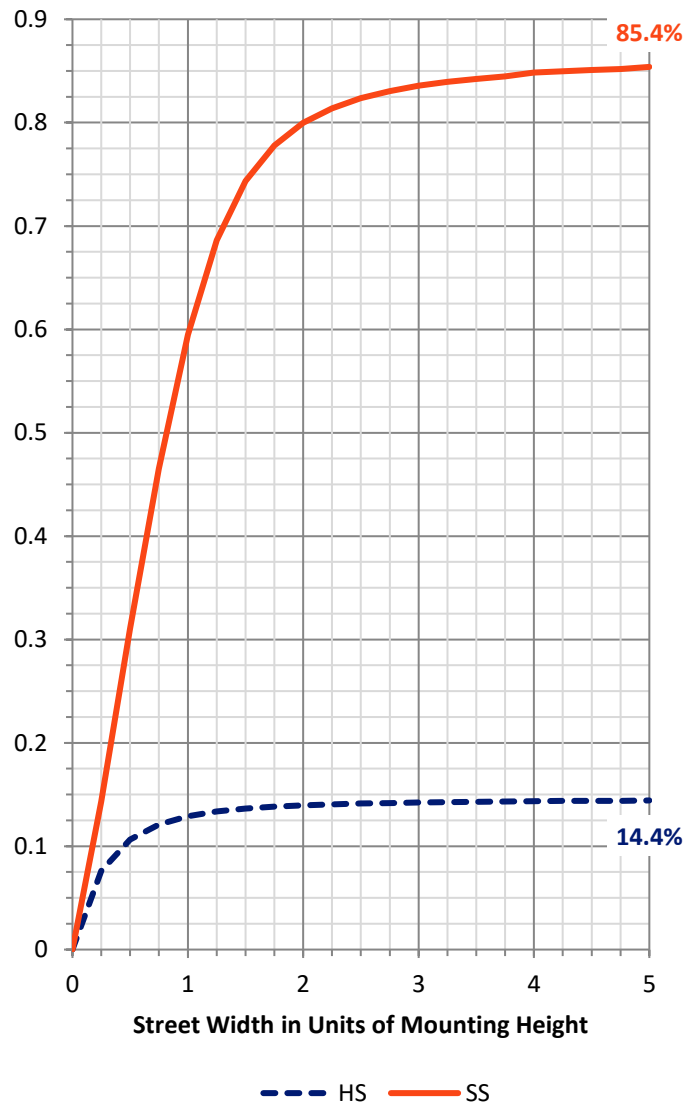
**FLUX DISTRIBUTION:**

		Downward	Upward	Total
<b>House Side</b>	Lumens	616.4	0.0	616.4
	% Fixture	14.5	0.0	14.5
<b>Street Side</b>	Lumens	3622.7	0.0	3622.7
	% Fixture	85.5	0.0	85.5
<b>Total</b>	Lumens	4239.1	0.0	4239.1
	% Fixture	100.0	0.0	100.0

**Coefficient of Utilization**

**ZONAL LUMENS:**

Zone	Lumens	% Fixture
0°-10°	72.6	1.7
10°-20°	220.6	5.2
20°-30°	369.5	8.7
30°-40°	557.3	13.1
40°-50°	787.5	18.6
50°-60°	886.1	20.9
60°-70°	794.6	18.7
70°-80°	483.3	11.4
80°-90°	67.6	1.6
90°-100°	0.0	0.0
100°-110°	0.0	0.0
110°-120°	0.0	0.0
120°-130°	0.0	0.0
130°-140°	0.0	0.0
140°-150°	0.0	0.0
150°-160°	0.0	0.0
160°-170°	0.0	0.0
170°-180°	0.0	0.0
0°-90°	4239.1	100.0
0°-180°	4239.1	100.0



REPORT NUMBER: P868502

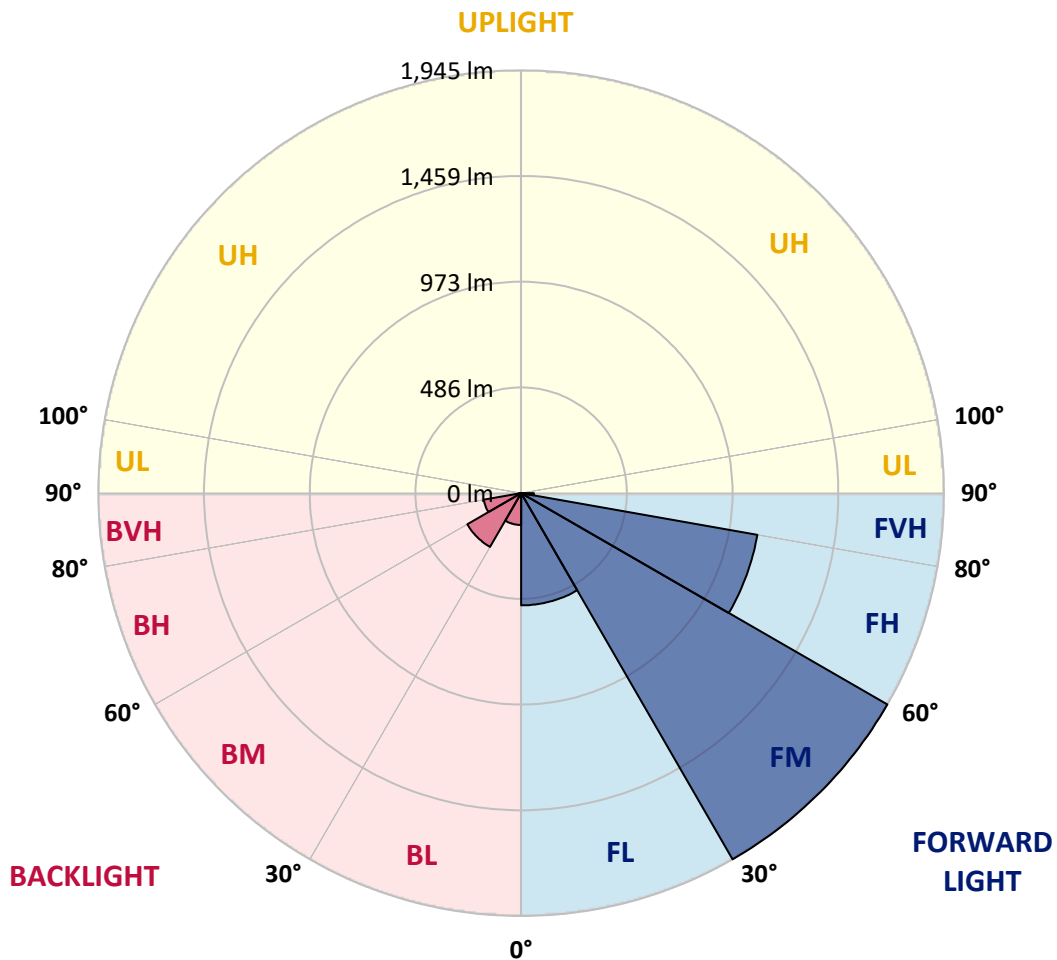
CATALOG NUMBER: EMM2-HTN-SA1B-740-U-T2U-HSS

**LUMINAIRE CLASSIFICATION SYSTEM LUMEN TABLE AND BUG RATING:**

Zone	Lumens	% Fixture	Zone Rating/Lumen Limit		
			B	U	G
FL (0°-30°)	516.2	12.2			
FM (30°-60°)	1945.1	45.9			
FH (60°-80°)	1103.3	26.0			G1/1800
FVH (80°-90°)	58.1	1.4			G1/100
BL (0°-30°)	146.4	3.5	B1/500		
BM (30°-60°)	285.9	6.7	B1/1000		
BH (60°-80°)	174.6	4.1	B1/500		G1/500
BVH (80°-90°)	9.5	0.2			G0/10
UL (90°-100°)	0.0	0.0		U0/0	
UH (100°-180°)	0.0	0.0		U0/0	

**BUG Rating: B1-U0-G1**

Type II Short





REPORT NUMBER: P868502

CATALOG NUMBER: EMM2-HTN-SA1B-740-U-T2U-HSS

**CANDELA DISTRIBUTION (FULL):**

	0°	5°	15°	25°	35°	45°	55°	65°	73°	75°	85°
0°	752.0	752.0	752.0	752.0	752.0	752.0	752.0	752.0	752.0	752.0	752.0
2.5°	868.0	863.0	855.5	849.3	838.1	823.1	810.6	794.4	783.2	779.5	763.3
5°	994.0	987.7	979.0	964.0	934.1	916.7	884.2	846.8	816.9	810.6	773.2
7.5°	1123.7	1121.2	1101.2	1078.8	1042.6	1004.0	954.1	895.5	851.8	841.8	784.5
10°	1233.4	1222.2	1211.0	1189.8	1151.1	1096.2	1031.4	950.3	889.2	873.0	795.7
12.5°	1299.5	1295.8	1285.8	1260.9	1223.5	1176.1	1098.7	1004.0	925.4	902.9	806.9
15°	1348.2	1351.9	1341.9	1325.7	1287.1	1242.2	1167.3	1060.1	964.0	937.9	819.4
17.5°	1394.3	1391.8	1390.6	1371.9	1336.9	1292.0	1216.0	1106.2	1002.7	974.0	831.8
20°	1420.5	1421.8	1419.3	1411.8	1378.1	1334.5	1263.4	1161.1	1045.1	1012.7	848.1
22.5°	1434.2	1439.2	1444.2	1443.0	1415.5	1381.8	1308.3	1204.7	1088.8	1055.1	868.0
25°	1443.0	1446.7	1457.9	1472.9	1447.9	1420.5	1358.1	1257.1	1139.9	1101.2	891.7
27.5°	1450.4	1455.4	1469.1	1491.6	1471.6	1455.4	1401.8	1302.0	1183.5	1148.6	919.1
30°	1499.1	1505.3	1505.3	1516.5	1494.1	1490.3	1450.4	1355.7	1238.4	1201.0	954.1
32.5°	1627.5	1615.1	1592.6	1581.4	1527.8	1529.0	1497.8	1409.3	1297.0	1259.6	997.7
35°	1738.5	1738.5	1711.1	1674.9	1588.9	1571.4	1552.7	1480.4	1360.6	1324.5	1055.1
37.5°	1845.8	1847.0	1818.3	1787.2	1688.6	1626.3	1616.3	1549.0	1439.2	1396.8	1115.0
40°	1913.1	1920.6	1913.1	1889.4	1794.6	1722.3	1678.7	1626.3	1514.0	1481.6	1183.5
42.5°	1924.4	1939.3	1966.8	1974.2	1872.0	1808.4	1758.5	1706.1	1603.8	1567.7	1262.1
45°	1895.7	1900.7	1961.8	1970.5	1929.3	1877.0	1843.3	1799.6	1711.1	1679.9	1349.4
47.5°	1817.1	1807.1	1828.3	1904.4	1920.6	1918.1	1926.8	1905.6	1835.8	1795.9	1445.4
50°	1648.7	1652.5	1721.1	1813.4	1869.5	1933.1	1989.2	2012.9	1961.8	1921.9	1549.0
52.5°	1341.9	1359.4	1490.3	1708.6	1805.9	1923.1	2034.1	2113.9	2092.7	2054.1	1651.2
55°	1102.5	1128.7	1259.6	1540.2	1718.6	1874.5	2060.3	2219.9	2223.7	2193.7	1744.8
57.5°	863.0	884.2	1022.7	1279.6	1593.9	1798.4	2064.0	2311.0	2353.4	2318.5	1827.1
60°	676.0	690.9	772.0	1066.3	1440.5	1689.9	2036.6	2383.3	2463.1	2436.9	1898.2
62.5°	512.6	523.8	596.1	843.1	1252.1	1562.7	1944.3	2409.5	2540.4	2515.5	1938.1
65°	415.3	425.3	472.7	662.2	1066.3	1415.5	1804.6	2349.6	2562.9	2540.4	1933.1
67.5°	339.2	343.0	381.6	516.3	901.7	1249.6	1600.1	2193.7	2494.3	2493.1	1875.7
70°	274.4	284.4	316.8	411.6	749.5	1058.8	1361.9	1949.3	2345.9	2358.4	1761.0
72.5°	233.2	235.7	264.4	340.5	611.1	859.3	1127.4	1667.4	2127.6	2137.6	1581.4
75°	197.0	200.8	222.0	275.6	496.4	682.2	906.7	1346.9	1780.9	1823.3	1332.0
77.5°	169.6	170.9	185.8	227.0	352.9	512.6	664.7	1010.2	1394.3	1424.2	1046.4
80°	133.4	135.9	152.2	179.6	245.7	333.0	459.0	690.9	931.6	965.3	724.6
82.5°	62.4	69.8	73.6	98.5	128.5	164.6	217.0	288.1	421.5	420.3	338.0
85°	6.2	5.0	5.0	7.5	11.2	11.2	13.7	16.2	32.4	38.7	29.9
87.5°	0.0	0.0	0.0	1.2	2.5	2.5	2.5	3.7	3.7	3.7	3.7
90°	0.0	0.0	0.0	0.0	0.0	0.0	0.0	0.0	0.0	0.0	0.0



REPORT NUMBER: P868502

CATALOG NUMBER: EMM2-HTN-SA1B-740-U-T2U-HSS

**CANDELA DISTRIBUTION (continued):**

	90°	95°	105°	115°	125°	135°	145°	155°	165°	175°	180°
0°	752.0	752.0	752.0	752.0	752.0	752.0	752.0	752.0	752.0	752.0	752.0
2.5°	755.8	744.5	724.6	705.9	693.4	683.4	667.2	657.2	649.8	639.8	638.5
5°	753.3	733.3	693.4	659.7	627.3	599.9	571.2	553.7	535.0	526.3	533.8
7.5°	755.8	723.3	661.0	609.9	561.2	517.6	480.2	456.5	439.0	430.3	431.5
10°	757.0	714.6	633.6	562.5	500.1	449.0	406.6	374.1	352.9	348.0	341.7
12.5°	754.5	703.4	606.1	516.3	441.5	385.4	335.5	310.5	289.3	279.4	279.4
15°	757.0	694.7	577.4	473.9	389.1	324.3	281.9	254.4	241.9	233.2	234.5
17.5°	757.0	687.2	550.0	432.8	338.0	278.1	239.5	217.0	204.5	199.5	198.3
20°	765.7	680.9	523.8	394.1	293.1	237.0	205.8	188.3	178.3	173.4	170.9
22.5°	772.0	676.0	500.1	356.7	255.7	207.0	180.8	164.6	157.1	154.6	154.6
25°	783.2	674.7	478.9	320.5	225.7	184.6	160.9	148.4	142.2	139.7	139.7
27.5°	799.4	677.2	459.0	289.3	203.3	162.1	144.7	134.7	131.0	129.7	128.5
30°	823.1	688.4	446.5	265.6	182.1	148.4	132.2	126.0	123.5	122.2	122.2
32.5°	854.3	708.4	441.5	253.2	169.6	137.2	123.5	118.5	116.0	116.0	114.7
35°	893.0	730.8	437.7	241.9	160.9	129.7	117.2	112.2	111.0	111.0	111.0
37.5°	939.1	754.5	431.5	234.5	155.9	123.5	112.2	107.3	107.3	107.3	107.3
40°	990.2	789.4	430.3	229.5	152.2	119.7	107.3	102.3	102.3	102.3	102.3
42.5°	1047.6	826.9	429.0	225.7	149.7	117.2	102.3	97.3	97.3	97.3	97.3
45°	1117.4	874.3	431.5	223.2	149.7	114.7	98.5	92.3	91.0	91.0	91.0
47.5°	1186.0	919.1	434.0	220.7	147.2	111.0	93.5	87.3	86.1	84.8	84.8
50°	1259.6	965.3	434.0	218.3	144.7	107.3	89.8	81.1	79.8	78.6	78.6
52.5°	1332.0	1004.0	435.3	214.5	138.4	101.0	83.6	76.1	73.6	72.3	71.1
55°	1401.8	1045.1	436.5	208.3	131.0	94.8	79.8	71.1	67.3	64.9	64.9
57.5°	1454.2	1078.8	430.3	195.8	121.0	88.5	73.6	64.9	59.9	57.4	57.4
60°	1504.1	1100.0	419.0	177.1	111.0	82.3	68.6	58.6	53.6	51.1	51.1
62.5°	1524.0	1103.7	392.9	144.7	98.5	76.1	62.4	53.6	49.9	48.6	48.6
65°	1512.8	1087.5	357.9	114.7	87.3	68.6	57.4	49.9	44.9	41.2	41.2
67.5°	1451.7	1031.4	310.5	91.0	76.1	62.4	52.4	44.9	39.9	36.2	36.2
70°	1335.7	941.6	241.9	72.3	66.1	54.9	47.4	41.2	36.2	32.4	32.4
72.5°	1164.8	816.9	175.8	61.1	57.4	48.6	42.4	37.4	32.4	29.9	29.9
75°	960.3	629.8	124.7	52.4	51.1	43.7	38.7	33.7	29.9	27.4	27.4
77.5°	720.9	439.0	97.3	46.1	44.9	39.9	34.9	31.2	27.4	26.2	24.9
80°	480.2	271.9	73.6	34.9	33.7	31.2	28.7	26.2	22.4	20.0	20.0
82.5°	214.5	114.7	37.4	20.0	17.5	15.0	12.5	8.7	8.7	7.5	7.5
85°	22.4	15.0	7.5	5.0	5.0	3.7	3.7	3.7	2.5	2.5	2.5
87.5°	3.7	3.7	2.5	2.5	2.5	1.2	1.2	1.2	1.2	1.2	1.2
90°	0.0	0.0	0.0	0.0	0.0	0.0	0.0	0.0	0.0	0.0	0.0



LM-79-2019: Approved Method: Electrical and Photometric Measurements of Solid-  
State Lighting Products

Report Prepared for

Cooper Lighting Solutions

Streetworks

Report Number: SP1-2407-157-5

Test Date: 08/07/2024

Luminaire Tested: MEM2-HTN-SA-40-740-U-5WQ-2

Data in this report applies to families of products including MEM2-HTN-SA-40-740-U-5WQ-2

**Test Information**

Test Method: LM-79-2019  
 Report Number: SP1-2407-157-5  
 Test Lab: COOPER LIGHTING SOLUTIONS  
 Photometer: SP1 - 76IN SPHERE  
 Measurement Geometry:  $4\pi$   
 Issue Date: 08/20/2024  
 Manufacturer: COOPER LIGHTING SOLUTIONS  
 Product Line: Streetworks  
 Catalog Number: **MEM2-HTN-SA-40-740-U-5WQ-2**  
 Description: Epic Modern Light Square 40W 5WQ Optic and Flare Trim

**Spectral Parameters**

CCT (K): 3915  
 CIE u': 0.2262  
 CIE v': 0.5044  
 Duv: 0.0010  
 CIE x: 0.3850  
 CIE y: 0.3816  
 CIE z: 0.2334  
 Peak Wavelength (nm): 449  
 Dominant Wavelength (nm): 578  
 Purity: 30.05482  
 R<sub>f</sub>: 73.2  
 R<sub>g</sub>: 93.9

CRI (Ra):	71.0		
R1:	67.6	R9:	-38.4
R2:	78.3	R10:	48.9
R3:	87.1	R11:	65.3
R4:	69.7	R12:	40.4
R5:	67.4	R13:	69.3
R6:	69.3	R14:	92.6
R7:	79.7	R15:	59.9
R8:	48.7		



**Test Conditions**

Stabilization Time: 21M  
 Operation Time: 1H 21M  
 Sphere Temperature (°C): 24.2

REPORT NUMBER: SP1-2407-157-5

Measurement and Test Equipment			
Instrument	Identification Number	Calibration Date	Calibration Due Date
Photometer	IN0058	6/18/2024	12/18/2024
Power Meter	INXT2011004	2/8/2024	2/8/2025
AC Power Source	IN0063	10/24/2023	10/24/2024
DC Power Source	IN0208	10/24/2023	10/24/2024
Sphere Thermometer	IN0085	10/24/2023	10/24/2024
Room Thermometer	IN0046	10/24/2023	10/24/2024

REPORT NUMBER: SP1-2407-157-5

CIE 1931 Chromaticity Diagram



CIE 1931 Chromaticity Diagram with 2017 ANSI 7-Step and 4-Step Quadrangles



Point lies inside the ANSI 4000K 4-step quadrangle

REPORT NUMBER: SP1-2407-157-5

**Photopic Flux vs. Wavelength**



**Photopic Lumens: NR**

λ (nm)	Power W <sup>^</sup> /nm	Lumens (φ/nm)	λ (nm)	Power W <sup>^</sup> /nm	Lumens (φ/nm)	λ (nm)	Power W <sup>^</sup> /nm	Lumens (φ/nm)	λ (nm)	Power W <sup>^</sup> /nm	Lumens (φ/nm)	λ (nm)	Power W <sup>^</sup> /nm	Lumens (φ/nm)
360	0	NR	490	112	NR	620	618	NR	750	15	NR	880	0	NR
365	0	NR	495	153	NR	625	563	NR	755	13	NR	885	0	NR
370	0	NR	500	216	NR	630	510	NR	760	11	NR	890	0	NR
375	0	NR	505	291	NR	635	456	NR	765	9	NR	895	0	NR
380	0	NR	510	366	NR	640	407	NR	770	8	NR	900	0	NR
385	0	NR	515	436	NR	645	359	NR	775	7	NR	905	0	NR
390	0	NR	520	492	NR	650	316	NR	780	6	NR	910	0	NR
395	2	NR	525	536	NR	655	277	NR	785	5	NR	915	0	NR
400	4	NR	530	567	NR	660	240	NR	790	4	NR	920	0	NR
405	7	NR	535	596	NR	665	208	NR	795	4	NR	925	0	NR
410	12	NR	540	619	NR	670	179	NR	800	3	NR	930	0	NR
415	25	NR	545	644	NR	675	154	NR	805	3	NR	935	0	NR
420	51	NR	550	671	NR	680	133	NR	810	3	NR	940	0	NR
425	100	NR	555	701	NR	685	114	NR	815	2	NR	945	0	NR
430	180	NR	560	735	NR	690	98	NR	820	2	NR	950	0	NR
435	315	NR	565	768	NR	695	83	NR	825	2	NR	955	0	NR
440	514	NR	570	798	NR	700	71	NR	830	1	NR	960	0	NR
445	828	NR	575	825	NR	705	61	NR	835	1	NR	965	0	NR
450	992	NR	580	843	NR	710	52	NR	840	1	NR	970	0	NR
455	652	NR	585	848	NR	715	44	NR	845	1	NR	975	0	NR
460	382	NR	590	844	NR	720	38	NR	850	1	NR	980	0	NR
465	282	NR	595	826	NR	725	32	NR	855	1	NR	985	0	NR
470	180	NR	600	800	NR	730	28	NR	860	1	NR	990	0	NR
475	119	NR	605	762	NR	735	24	NR	865	1	NR	995	0	NR
480	101	NR	610	719	NR	740	20	NR	870	1	NR	1000	0	NR
485	98	NR	615	669	NR	745	17	NR	875	0	NR			

REPORT NUMBER: SP1-2407-157-5

**Scotopic Flux vs. Wavelength**



**Scotopic Lumens: NR**

**S/P: 1.49**

$\lambda$ (nm)	Power $\text{W}^{\wedge}/\text{nm}$	Lumens $(\phi/\text{nm})$	$\lambda$ (nm)	Power $\text{W}^{\wedge}/\text{nm}$	Lumens $(\phi/\text{nm})$	$\lambda$ (nm)	Power $\text{W}^{\wedge}/\text{nm}$	Lumens $(\phi/\text{nm})$	$\lambda$ (nm)	Power $\text{W}^{\wedge}/\text{nm}$	Lumens $(\phi/\text{nm})$	$\lambda$ (nm)	Power $\text{W}^{\wedge}/\text{nm}$	Lumens $(\phi/\text{nm})$
360	0	NR	490	112	NR	620	618	NR	750	15	NR	880	0	NR
365	0	NR	495	153	NR	625	563	NR	755	13	NR	885	0	NR
370	0	NR	500	216	NR	630	510	NR	760	11	NR	890	0	NR
375	0	NR	505	291	NR	635	456	NR	765	9	NR	895	0	NR
380	0	NR	510	366	NR	640	407	NR	770	8	NR	900	0	NR
385	0	NR	515	436	NR	645	359	NR	775	7	NR	905	0	NR
390	0	NR	520	492	NR	650	316	NR	780	6	NR	910	0	NR
395	2	NR	525	536	NR	655	277	NR	785	5	NR	915	0	NR
400	4	NR	530	567	NR	660	240	NR	790	4	NR	920	0	NR
405	7	NR	535	596	NR	665	208	NR	795	4	NR	925	0	NR
410	12	NR	540	619	NR	670	179	NR	800	3	NR	930	0	NR
415	25	NR	545	644	NR	675	154	NR	805	3	NR	935	0	NR
420	51	NR	550	671	NR	680	133	NR	810	3	NR	940	0	NR
425	100	NR	555	701	NR	685	114	NR	815	2	NR	945	0	NR
430	180	NR	560	735	NR	690	98	NR	820	2	NR	950	0	NR
435	315	NR	565	768	NR	695	83	NR	825	2	NR	955	0	NR
440	514	NR	570	798	NR	700	71	NR	830	1	NR	960	0	NR
445	828	NR	575	825	NR	705	61	NR	835	1	NR	965	0	NR
450	992	NR	580	843	NR	710	52	NR	840	1	NR	970	0	NR
455	652	NR	585	848	NR	715	44	NR	845	1	NR	975	0	NR
460	382	NR	590	844	NR	720	38	NR	850	1	NR	980	0	NR
465	282	NR	595	826	NR	725	32	NR	855	1	NR	985	0	NR
470	180	NR	600	800	NR	730	28	NR	860	1	NR	990	0	NR
475	119	NR	605	762	NR	735	24	NR	865	1	NR	995	0	NR
480	101	NR	610	719	NR	740	20	NR	870	1	NR	1000	0	NR
485	98	NR	615	669	NR	745	17	NR	875	0	NR			

REPORT NUMBER: SP1-2407-157-5

**Melanopic Flux vs. Wavelength**



**Melanopic Lumens: NR**

**M/P: 2.88**

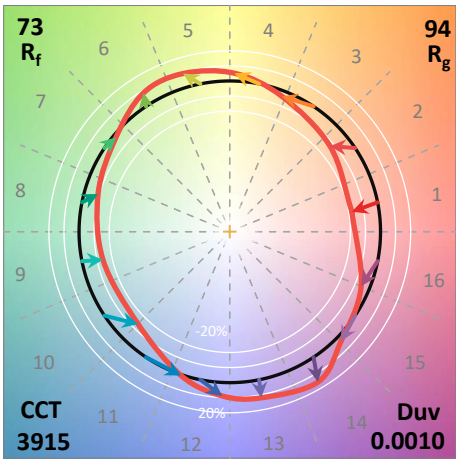
λ (nm)	Power W <sup>^</sup> /nm	Lumens (φ/nm)	λ (nm)	Power W <sup>^</sup> /nm	Lumens (φ/nm)	λ (nm)	Power W <sup>^</sup> /nm	Lumens (φ/nm)	λ (nm)	Power W <sup>^</sup> /nm	Lumens (φ/nm)	λ (nm)	Power W <sup>^</sup> /nm	Lumens (φ/nm)
360	0	NR	490	112	NR	620	618	NR	750	15	NR	880	0	NR
365	0	NR	495	153	NR	625	563	NR	755	13	NR	885	0	NR
370	0	NR	500	216	NR	630	510	NR	760	11	NR	890	0	NR
375	0	NR	505	291	NR	635	456	NR	765	9	NR	895	0	NR
380	0	NR	510	366	NR	640	407	NR	770	8	NR	900	0	NR
385	0	NR	515	436	NR	645	359	NR	775	7	NR	905	0	NR
390	0	NR	520	492	NR	650	316	NR	780	6	NR	910	0	NR
395	2	NR	525	536	NR	655	277	NR	785	5	NR	915	0	NR
400	4	NR	530	567	NR	660	240	NR	790	4	NR	920	0	NR
405	7	NR	535	596	NR	665	208	NR	795	4	NR	925	0	NR
410	12	NR	540	619	NR	670	179	NR	800	3	NR	930	0	NR
415	25	NR	545	644	NR	675	154	NR	805	3	NR	935	0	NR
420	51	NR	550	671	NR	680	133	NR	810	3	NR	940	0	NR
425	100	NR	555	701	NR	685	114	NR	815	2	NR	945	0	NR
430	180	NR	560	735	NR	690	98	NR	820	2	NR	950	0	NR
435	315	NR	565	768	NR	695	83	NR	825	2	NR	955	0	NR
440	514	NR	570	798	NR	700	71	NR	830	1	NR	960	0	NR
445	828	NR	575	825	NR	705	61	NR	835	1	NR	965	0	NR
450	992	NR	580	843	NR	710	52	NR	840	1	NR	970	0	NR
455	652	NR	585	848	NR	715	44	NR	845	1	NR	975	0	NR
460	382	NR	590	844	NR	720	38	NR	850	1	NR	980	0	NR
465	282	NR	595	826	NR	725	32	NR	855	1	NR	985	0	NR
470	180	NR	600	800	NR	730	28	NR	860	1	NR	990	0	NR
475	119	NR	605	762	NR	735	24	NR	865	1	NR	995	0	NR
480	101	NR	610	719	NR	740	20	NR	870	1	NR	1000	0	NR
485	98	NR	615	669	NR	745	17	NR	875	0	NR			

**Summary**

$R_f = 73.2$   
 $R_g = 93.9$   
 $CIE R_a = 71.0$   
 $R_g = -38.4$



**Color Vector Graphics**





**Individual Sample Fidelity Index ( $R_{f,i}$ )**

CES01 = 85	CES26 = 61	CES51 = 88	CES76 = 50
CES02 = 61	CES27 = 88	CES52 = 87	CES77 = 69
CES03 = 30	CES28 = 81	CES53 = 77	CES78 = 53
CES04 = 70	CES29 = 65	CES54 = 84	CES79 = 81
CES05 = 47	CES30 = 81	CES55 = 83	CES80 = 78
CES06 = 50	CES31 = 69	CES56 = 73	CES81 = 77
CES07 = 40	CES32 = 60	CES57 = 72	CES82 = 91
CES08 = 39	CES33 = 76	CES58 = 73	CES83 = 89
CES09 = 29	CES34 = 70	CES59 = 85	CES84 = 86
CES10 = 74	CES35 = 83	CES60 = 89	CES85 = 77
CES11 = 57	CES36 = 91	CES61 = 81	CES86 = 71
CES12 = 63	CES37 = 79	CES62 = 85	CES87 = 76
CES13 = 42	CES38 = 92	CES63 = 72	CES88 = 80
CES14 = 74	CES39 = 96	CES64 = 64	CES89 = 70
CES15 = 71	CES40 = 91	CES65 = 61	CES90 = 79
CES16 = 46	CES41 = 93	CES66 = 57	CES91 = 74
CES17 = 49	CES42 = 80	CES67 = 54	CES92 = 57
CES18 = 56	CES43 = 76	CES68 = 63	CES93 = 74
CES19 = 72	CES44 = 99	CES69 = 73	CES94 = 51
CES20 = 65	CES45 = 85	CES70 = 55	CES95 = 65
CES21 = 86	CES46 = 82	CES71 = 48	CES96 = 76
CES22 = 78	CES47 = 86	CES72 = 83	CES97 = 84
CES23 = 92	CES48 = 77	CES73 = 45	CES98 = 75
CES24 = 91	CES49 = 80	CES74 = 93	CES99 = 62
CES25 = 72	CES50 = 88	CES75 = 51	



Color Rendition by Hue-Angle Bin



Measure Comparisons



(END OF REPORT)